




Cable Rack

A 3D printed cable rack suitable for hanging your alligator clips.

Written By: Pete Prodoehl



INTRODUCTION


A 3D printed cable rack suitable for hanging your alligator clips.



TOOLS:


- [3D Printer](#) (1)
-

Step 1 — Download and Print



- You can download the file and print it on your own 3D Printer.
- Find it in our GitHub repository: <https://github.com/BrownDogGadgets/3D-Pr...>
- Or on Printables.com: <https://www.printables.com/model/367424-...>
- Or Thingiverse: <https://www.thingiverse.com/thing:578405...>

Step 2 — Tips & Tricks



- We've also provided the [OpenSCAD](#) file if you want to customize the Cable Rack to be longer, or shorter, or have more slots, or larger slots, etc.

